

# Differences Between College Divisions

## DIVISION I: YOUR SPORT, YOUR LIFE

### Division 1

Number of schools

**363**

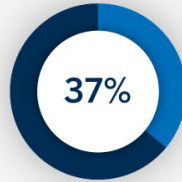


Median undergraduate enrollment

**8,960**

Percentage of student-athletes in division

**37%**

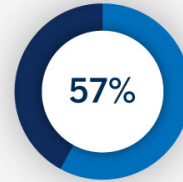


Students who are athletes

**1 in 23**

Percentage of athletes receiving financial aid

**57%**



Multiyear, cost-of-attendance athletics scholarships available

## DIVISION II: A MORE BALANCED APPROACH

### Division 2

Number of schools

**313**

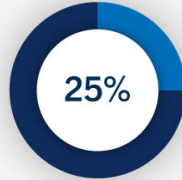


Median undergraduate enrollment

**2,428**

Percentage of student-athletes in division

**25%**

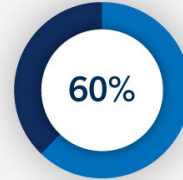


Students who are athletes

**1 in 10**

Percentage of athletes receiving financial aid

**60%**



Offers partial athletic scholarships

## DIVISION III: A Well Rounded College Experience

### Division 3

Number of schools

**442**

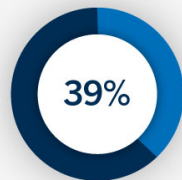


Median undergraduate enrollment

**1,751**

Percentage of student-athletes in division

**39%**

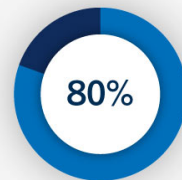


Students who are athletes

**1 in 4**

Percentage of athletes receiving non-athletics aid

**80%**



Does not offer athletic scholarships

# Differences Between College Divisions